



Modular Cooking Range Line

S90 Full Surface Two Zone Induction Range on Pass-Through Open Base, Island, 2 Side

ITEM # _____

MODEL # _____

PROJECT NAME # _____

SIS # _____

AIA # _____



Modular Cooking Range Line

S90 Full Surface Two Zone Induction Range on Pass-Through Open Base, Island, 2 Side

584130 (WIWRABQOOB) Full Surface Two Zone Induction Range 19-11/16", pass-through open base, island, 2 side operation – 208 V

584131 (WIXRABQOOB) Full Surface Two Zone Induction Range 19-11/16", pass-through open base, island, 2 side operation – 240 V

Short Form Specification

Item No. _____

Unit to be Electrolux S90 Full Surface Two Zone Induction Range on pass-through open base. Electric characteristics to be ____ 208 V or ____ 240 V three phase. Unit to be installed in central island type installation with operations from both sides. Unit to have glass ceramic cooking surface with 2 independently controlled 5 kW induction zones. Unit to feature large surface induction top with seamless transition between individual heating zones. Body and open base of unit entirely in 304 stainless steel. Unit shall have heavy duty 304 stainless steel internal frame with reinforcement on the top of 0.157" (4 mm). Extra strength work top in heavy duty 0.118" (3 mm) stainless steel. "Lasertec" connection system permits units to be connected to each other creating a seamless work top.

Covered by Electrolux Platinum Star® Service Program two-year parts and one-year labor warranty, installation start-up and performance check-up after one year from installation.



Approval: _____

Main features

- Unit for island type installation with operations by chef from both sides (nobs on both sides of the console).
- Glass ceramic cooking surface with 2 independently controlled induction zones with a power of 5 kW per zone.
- The large surface induction top offers a substantial increase in pan or pot capacity with a seamless transition between individual heating zones, ideal for à la carte operation.
- Each cooking zone is composed of one induction coil.
- Almost the entire surface of the ceramic plate can be used without "dead" spots.
- On indicating lamp for each zone located on control console.
- Fast deployment with full heating power immediately.
- Low heat dissipation to the kitchen.
- Power to the individual zones can be set with progressive output i.e. fine regulation at the lower and larger progress at the upper levels.
- The smooth, glass ceramic plate is not directly heated, so there is no burning on cooking surface.
- Heavy duty internal frame 304 type stainless steel with reinforcement on top of 0.157" (4 mm).
- 0.118" (3 mm) top in 305 type stainless steel.
- "Lasertec connection system" creates seamless work top when units are connected to each other.
- Unit delivered with four 7-7/8" (200 mm) legs as standard (all round stainless steel kick plates as option).

Optional Accessories

- Set 4 castors (2 with brake).
- Stainless steel 0.118" (3 mm) side panel.
- 5" (130 mm) portioning shelf.
- 7.8" (200 mm) portioning shelf.
- All round stainless steel kick plates.
- Scraper for induction ranges.



Electrolux

Modular Cooking Range Line
S90 Full Surface Two Zone Induction Range on
Pass-Through Open Base, Island, 2 Side

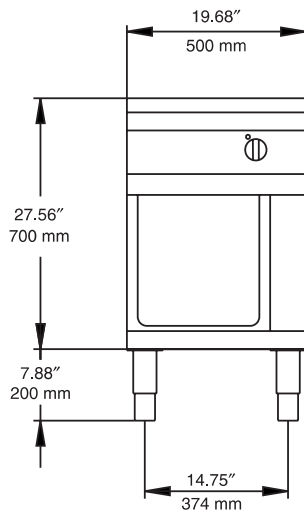
Electrolux Professional, Inc.
www.electroluxusa.com/professional

3225 SW 42nd Street, Fort Lauderdale, Florida, 33312 • Telephone Number: 866-449-4200 • Fax Number: 954-327-6789

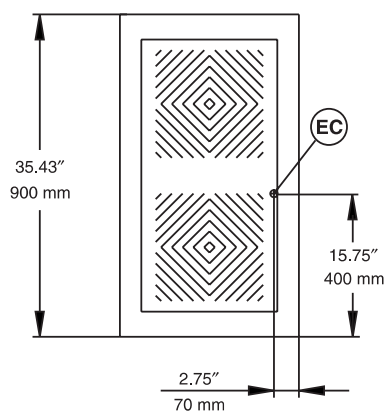


Modular Cooking Range Line
S90 Full Surface Two Zone Induction Range
on Pass-Through Open Base, Island, 2 Side

Front View

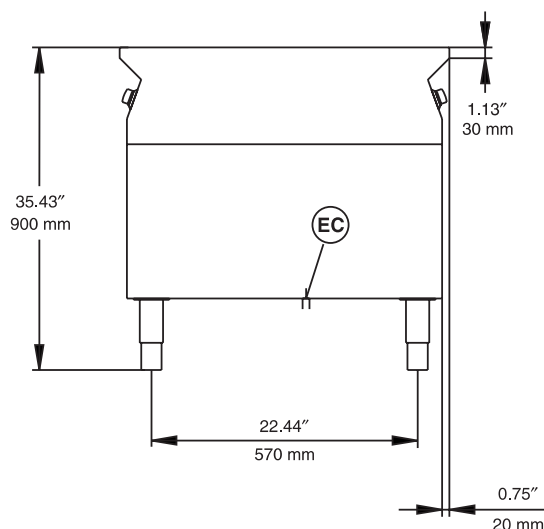


Top View



EC = Electrical connection

Side View



Electric

Supply voltage:

584130 (WIWRABQ00B) 208 V/3p/60Hz - 27.8A

584131 (WIXRABQ00B) 240 V/3p/60Hz - 24.1A

Total Watts: 10 kW

Key Information

Induction Top Dimensions (width): 13-3/8" (340 mm)

Induction Top Dimensions (depth): 29.13" (740 mm)

Storage Cavity Dimensions (width): 13-3/8" (340 mm)

Storage Cavity Dimensions (height): 14-1/16" (358 mm)

Storage Cavity Dimensions (depth): 29-1/16" (738 mm)

Net weight: 220 lb (100 kg)

Shipping weight: 265 lb (120 kg)

Shipping width: 27-9/16" (700 mm)

Shipping height: 43-5/16" (1100 mm)

Shipping depth: 43-5/16" (1100 mm)

Shipping volume: 30.01 cu.ft (0.85 m³)

If appliance is set up or next to or against temperature sensitive furniture or similar, a safety gap off approximately 6" (150 mm) should be maintained or some form of heat insulation fitted.

Induction compatible pots & pans must be used.

Modular Cooking Range Line
S90 Full Surface Two Zone Induction Range on
Pass-Through Open Base, Island, 2 Side

The company reserves the right to make modifications to the products without prior notice. All information correct at time of printing.

6-19-09